

LEARNING IS EVERYWHERE

“CONNECTING THE DOTS” TO A SUCCESSFUL FUTURE FOR YOUR CHILD



bornlearning®

UNITED WAY
WOMEN UNITED
QUAD CITIES

United Way
QUAD CITIES

Children are Born Learning.

Children begin to learn as soon as they are born and they keep learning every day. Between birth and age five, the brain is extremely responsive to experience and reaches full development by age 5. That gives parents 5 short years to find teachable moments in everyday life.

Children benefit when their families are involved in their learning and development. You can help your child to be curious, develop interests, build character, get along with others, and love words. You don't have to be an expert to help your child learn. Having fun is an important part of learning. Your child learns best when doing fun and interesting things with you!

Make every day a “learning day” with your child. Parents, YOU are your child’s first, best teacher.

This calendar is designed to help you and your child get ready for kindergarten! Use this calendar as a guide for fun ideas. Remember that play is an important part of learning.

School readiness is much more than knowing letters and numbers. Children who are kindergarten-ready have good social, self-help, and physical skills and are developing a love of learning.

How to use this calendar:

This calendar helps prepare children to enter kindergarten ready to learn. It provides:

- Daily activities that are learning moments.
- Educational resources.
- A place for your child to do a dot to dot activity and trace the letters of the month on each page.

Thank you to Women United for sponsoring the Born Learning calendar.
To learn more about Women United and their impact visit
unitedwayqc.org/womenunited.



VISIT A BORN LEARNING TRAIL

- **Buffalo Park**
1115 Chestnut St., Buffalo
- **Camden Park**
Highway 67 & Milan Beltway, Milan
- **Fairmount Pines Housing Complex**
4205 N. Fairmount St., Davenport
- **Family Museum**
2900 Learning Campus Dr., Bettendorf
- **Marquette Park**
3200 N. Marquette St., Davenport
- **Nahant Marsh**
4220 Wapello Ave., Davenport
- **Skip-A-Long**
1609 14th St., Rock Island





Connecting People To Plants
qcgardens.com

QUAD CITY
BOTANICAL
CENTER

**\$1 OFF
ADMISSION**

2525 4th Avenue Rock Island, IL 61201 | 309.794.0991
EXPIRES 12.31.23. OFFER NOT VALID FOR SPECIAL EVENTS.

**This coupon allows for a
BUY ONE GET ONE
FREE ADMISSION
to the Family Museum.**

Offer is not valid for special events.
Expires 12/30/2023.



**FREE
CAROUSEL
RIDE!**

Use this coupon to receive one **FREE**
carousel ticket with paid general admission!

Offer is not valid for special events.
Expires 10/01/2023.

Plan your visit at NiabiZoo.com!

**NIABI
ZOO**

(309) 799-3482 | 13010 Niabi Zoo Rd. | Coal Valley, IL 61240

BORN LEARNING ACADEMIES

A series of six workshops for parents with a child who hasn't yet entered kindergarten and/or is expecting a child. All academies are limited to 20 families and are available on a first come, first served basis.

Academies include:

- Free dinner
- Free child care (unless held virtually)
- Giveaways for children and parents
- A tablet for each family that attends five of the six workshops

Sign up at unitedwayqc.org/bornlearning



YOU belong here!

**Use this coupon for
buy-one-get-one admission!**

Buy one adult general admission ticket,
get one child general admission ticket free!

AN \$8 VALUE!

Offer is not valid for special events.
Expires 12/30/23

Learn more at [Putnam.org!](https://Putnam.org)

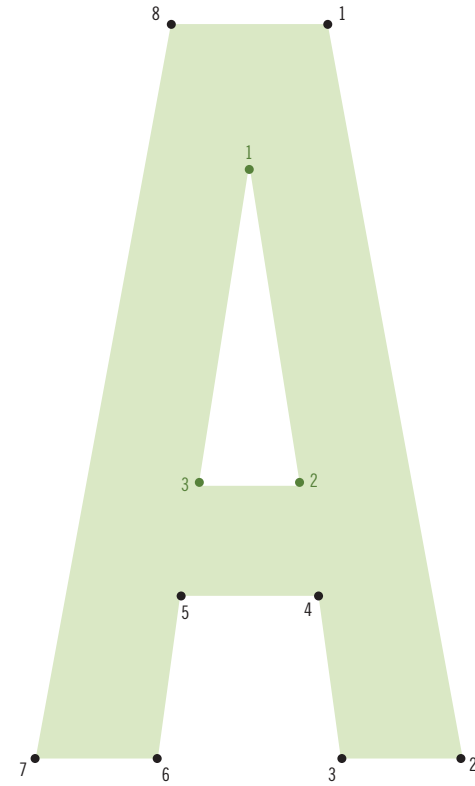

PUTNAM

563-324-1933
1717 W. 12th St.
Davenport, IA 52804

Promo Code: SFC



CONNECT THE DOTS TO SEE AN ANIMAL WHOSE NAME STARTS WITH AN "A"



is for _____
write animal name here

LET'S GET READY FOR KINDERGARTEN!

KINDERGARTEN ROUND-UP

Check your school's website.
Starts in February / March.

TRANSPORTATION

School bus or
walking?

KINDERGARTEN REGISTRATION

Available the month before school starts.
Check your school's website.



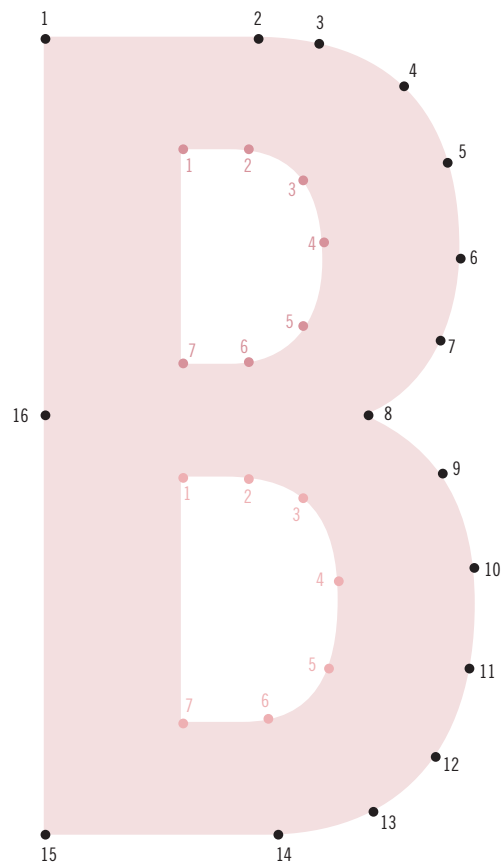
JANUARY 2023

bornlearning




SUNDAY	MONDAY	TUESDAY	WEDNESDAY	THURSDAY	FRIDAY	SATURDAY
<p>1 New Year's Day Happy New Year! Talk about what year it is.</p>	<p>2 While at a stoplight, make up a story about someone you see. Where is he/she going?</p>	<p>3 Practice saying please and thank you.</p>	<p>4 Help your child write his/her name.</p>	<p>5 Build a pillow fort in your living room.</p>	<p>6 Play dress up.</p>	<p>7 Eat dinner together.</p>
<p>8 Library Day! Don't have a library card? Get one free at any local library.</p>	<p>9 Law Enforcement Appreciation Day Look at a pattern and copy it.</p>	<p>10 Sculpt with play dough.</p>	<p>11 Count to 10 or higher.</p>	<p>12 Talk about your day.</p>	<p>13 Play hide & seek.</p>	<p>14 Sing the ABC song together.</p>
<p>15 Text bornlearning to 866-798-9557 to get 3 texts a week on more things to do with your child.</p>	<p>16 Martin Luther King, Jr. Day Talk about peace and caring for people.</p>	<p>17 Talk about today's weather & the impact. "It was cold. I wish I wore a heavy jacket."</p>	<p>18 Practice zipping your coat.</p>	<p>19 Create a chore checklist together.</p>	<p>20 Let your child help make choices. Would you like to wear a green or a blue shirt today?</p>	<p>21 National Hug Day Do jumping jacks together.</p>
<p>22 Read a book every day this week. Talk about pictures and ask questions.</p>	<p>23 Create a bedtime routine: bathe, read a book, sing a song, have a snack, and go to sleep.</p>	<p>24 Toss bean bags or socks in a basket.</p>	<p>25 Next time you go to the grocery store, look for different shapes.</p>	<p>26 Exercise together. Do push ups, run in place. Play Simon Says while you do it.</p>	<p>27 National Preschool Health & Fitness Day Have a tea party.</p>	<p>28 Make paper snowflakes by folding a piece of paper in half and cutting different shapes.</p>
<p>29 Eat dinner as a family at least one day this week.</p>	<p>30 Practice cutting with child-safe scissors.</p>	<p>31 Curl up, read a book, and cuddle.</p>				

CONNECT THE DOTS TO SEE AN ANIMAL WHOSE NAME STARTS WITH A "B"



is for _____
write animal name here



BOOST YOUR CHILD'S LANGUAGE DEVELOPMENT

	BABIES	TODDLERS/PRESCHOOLERS
Reading	Read picture books with simple objects/faces.	Point to familiar objects - numbers, colors, letters.
Talking/Listening	Talk about what you see and what you're doing.	Talk about events yesterday, today, and tomorrow.
Singing	Play music, bounce, and babble to the beat.	Teach songs with hand movements.
Writing	Hold soft toys or rattles.	Play with and trace magnetic or foam letters and numbers.


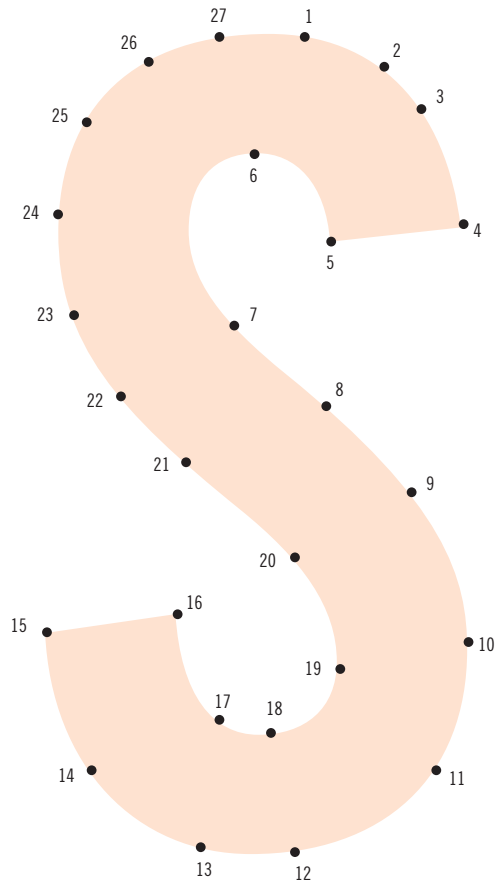
FEBRUARY 2023

bornlearning



SUNDAY	MONDAY	TUESDAY	WEDNESDAY	THURSDAY	FRIDAY	SATURDAY
			1 World Read Aloud Day Fill a table with books and read!	2 Groundhog Day Use a flashlight and find shadows on the wall.	3 Build a sponge tower out of ordinary dry sponges.	4 Take Your Kid To The Library Day Play I-Spy.
		5 Library Day! Find a place to read together away from distractions.	6 Talk about feelings. Are you feeling happy or sad? Why are you feeling that way?	7 Put away your phones and turn off the TV today! Play a board game.	8 Look at family pictures together.	9 Help your child draw a triangle. Talk about how many sides a triangle has.
12 Let your child help prepare a meal.	13 Look for the color red.	14 Valentine's Day Draw a heart and give it to someone special.	15 Try balancing on body parts together - stand on one leg, one knee, and one foot.	16 Make a balance beam out of masking tape and walk it.	17 Random Acts of Kindness Day Play doctor with a doll/stuffed animal.	18 Figure out when your child likes to talk most. This is a great time to start a conversation.
19 Create an obstacle course.	20 President's Day Talk about who our President is and what his job is.	21 Have a tea party.	22 Sing "The Itsy Bitsy Spider." Be sure to do the hand motions.	23 Play in a cardboard box.	24 Try a green fruit today. Will it be an apple, grapes, pear, or kiwi?	25 Sing "Five Little Monkeys Jumping on the Bed."
26 Play catch together with a rubber ball.	27 Library Day! Read your favorite childhood book. Say why it's your favorite.	28 Build a tower out of recycled items - toilet paper rolls, water bottles, etc.				

CONNECT THE DOTS TO SEE AN ANIMAL WHOSE NAME STARTS WITH AN "S"



is for _____
write animal name here

IT'S NATIONAL READING MONTH!



Read together every day!

- Get a library card for your child and visit the library frequently.
- Store books on a book shelf easily accessible for your child.
- XXX
- Make reading a part of your daily routine (i.e. at bedtime).


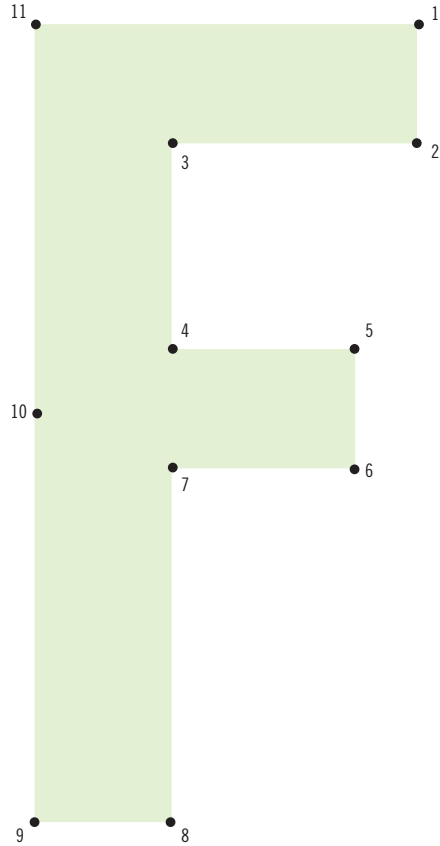
MARCH 2023

bornlearning



SUNDAY	MONDAY	TUESDAY	WEDNESDAY	THURSDAY	FRIDAY	SATURDAY
						
			<p>1 Look for things that are green. Make a list and count how many items you find.</p>	<p>2 Read Across America It's Dr. Seuss' birthday! Read your favorite Dr. Seuss book today.</p>	<p>3 Make a mystery bag. Put small items inside, reach in, and guess each item.</p>	<p>4 Cut pictures of expressive faces from magazines and make a feelings collage.</p>
<p>5 Look for objects that are purple.</p>	<p>6 Ask questions as you read a book together.</p>	<p>7 Make a list of ways you can help others. Choose at least one and do it this month.</p>	<p>8 Build a fort with cardboard boxes and a sheet or blankets.</p>	<p>9 Play music and dance to the beat. Stop the music and freeze.</p>	<p>10 National Preschoolers Day Color a picture together.</p>	<p>11 Count down from 10 to 1. Watch the timer on the stove. Show how it beeps when dinner is ready.</p>
<p>12 Daylight Savings Begins Have a dance party!</p>	<p>13 Look for foods that are the color green.</p>	<p>14 Library Day! Talk about characters as you read together.</p>	<p>15 Organize toys. Name them as you go.</p>	<p>16 Use scrap paper to make a collage.</p>	<p>17 St. Patrick's Day Happy St. Patrick's Day! Wear clothes that are green. Find a shamrock.</p>	<p>18 Find food items or animals that begin with the same sound. Name the letter.</p>
<p>19 Make a ramp with cardboard and drive a matchbox car down it.</p>	<p>20 First Day of Spring Talk about the new season.</p>	<p>21 Eat dinner as a family and talk about your day.</p>	<p>22 Ramadan Begins Sing a song about spring like, "Singin' in the Rain."</p>	<p>23 Play Simon Says.</p>	<p>24 Clap your hands to the beat of a song.</p>	<p>25 As you dress your child, tell them what each piece of clothing is and what color it is.</p>
<p>26 When eating, exercise the five senses. How does it taste? What do you smell? What shape is it?</p>	<p>27 Look in the mirror. Ask questions, "What do you see? Big brown eyes? A mouth? A nose?"</p>	<p>28 Go to pbskids.org for fun, free educational games for your child.</p>	<p>29 Talk about transitions. "After we go to the grocery store, we are going home."</p>	<p>30 Play with cold cooked spaghetti.</p>	<p>31 Use plastic cups to build a tower. Knock it down!</p>	

CONNECT THE DOTS TO SEE AN ANIMAL WHOSE NAME STARTS WITH AN "F"




is for _____
write animal name here

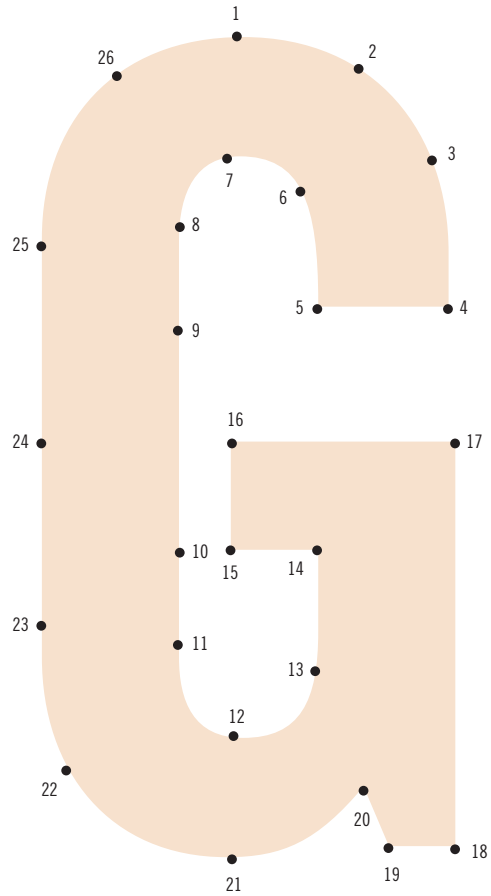
GOOD BEDTIME PRACTICES START WITH A ROUTINE

- START WHEN YOUR CHILD IS YOUNG.
- WATCH FOR SIGNS OF GETTING TIRED.
- DON'T NEGLECT NAPS.
- STICK TO AN EARLY BEDTIME.
- START THE ROUTINE 30 MINUTES BEFORE BED.
- BE CONSISTENT WITH THE ROUTINE.
- SAY GOOD NIGHT.




SUNDAY	MONDAY	TUESDAY	WEDNESDAY	THURSDAY	FRIDAY	SATURDAY
						1 April Fool's Day Talk about what day and month it is.
2 Sing "Head, Shoulders, Knees & Toes."	3 Waddle like a penguin, scurry like a squirrel. Choose another animal to imitate.	4 Find patterns around the house, like stripes on furniture and clothing.	5 Passover Begins Go outside and play hopscotch.	6 National Library Day Rent a movie and "camp" in the living room.	7 Good Friday Cook together.	8 Library Day! Read the same book several times. Children love repetition!
9 Easter Look for things that are pink this week.	10 National Siblings Day Have your child help "read" familiar business signs as you run errands.	11 National Pets Day Visit a post office. Talk about how mail is delivered.	12 Make a sock puppet with a lonely, single sock that just can't seem to find a partner.	13 Passover Ends Write a letter to a family member far away.	14 Make a snack mix. This engages kids' senses of touch and taste.	15 Play a game in the car, "I'm going on a picnic and I'm going to bring..."
16 Ask your child to help set the table and count each item.	17 While in the car, pick a color, and count how many cars you see of that color.	18 Pick a craft and make something together.	19 Name four things that rhyme with "cat."	20 Model sympathy and caring for others, "Mom isn't feeling well. Let's make her some soup."	21 Ramadan Ends Make a piggy bank together out of a coffee can and start saving coins.	22 Earth Day Talk about recycling and how it makes the Earth "happy!"
23 Count out loud.	24 Help your child understand time concepts like yesterday, today, and tomorrow.	25 Plan a healthy meal and eat together as a family.	26 Have a dance party!	27 Look for objects shaped like a triangle.	28 Make an obstacle course. Talk about over, under, and around.	29 Show appreciation by writing a thank you note.
30 Act out going to the doctor.						

CONNECT THE DOTS TO SEE AN ANIMAL WHOSE NAME STARTS WITH A "G"



is for _____
write animal name here



TIPS FOR MAXIMIZING LEARNING

LOOKERS: Learn best through visual stimulation.

0-12 months - Flip through pages of colorful picture books or photo albums where your child can observe.

13 months - 3 years - Play with crayons, finger paint, and colored paper.

LISTENERS: Learn best with sound/language.

0-12 months - Play gentle music or talk to your child.

13 months - 3 years - Talk with your child, ask questions.

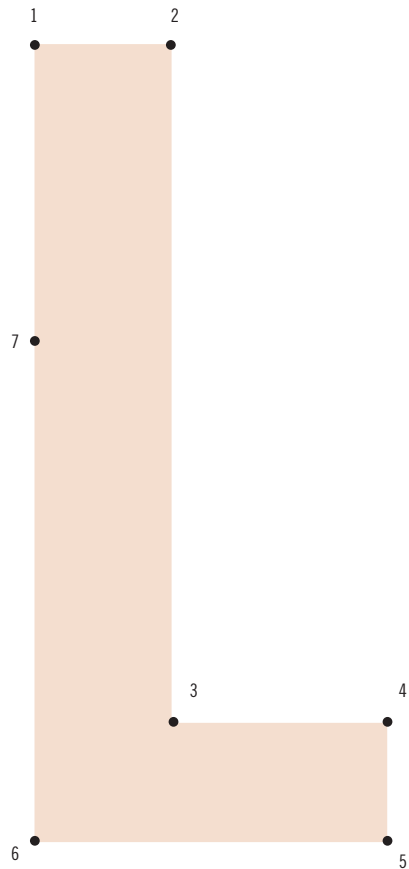
MOVERS: Learn best with touch/motion.

0-12 months - Massage, bathing, and cuddling provide good opportunities for touch.

13 months - 3 years - Give your child a tricycle to ride, sand to dig in, or a soft ball to kick.

SUNDAY	MONDAY	TUESDAY	WEDNESDAY	THURSDAY	FRIDAY	SATURDAY
	<p>1 May Day Teacher Appreciation Week Do a puzzle together.</p>	<p>2 Make a craft using items around the house like empty toilet paper rolls.</p>	<p>3 Have a scavenger hunt and look for shapes around the house.</p>	<p>4 Take a nature hike. Listen for birds chirping or look for flowers.</p>	<p>5 Cinco De Mayo Practice zipping or buttoning.</p>	<p>6 Library Day! Ask your child to retell the story in his/her own words.</p>
<p>7 Does your child know his/her name? Teach your child how to spell it.</p>	<p>8 Go to joinvroom.org to get an app on more daily tips and activities to do with your child.</p>	<p>9 Make a grocery list together. Plan a healthy meal.</p>	<p>10 Move like an animal: hop like a rabbit, slither like a snake, or fly like a bird.</p>	<p>11 Talk about emotions. Are you feeling happy or sad? Why do you feel that way?</p>	<p>12 Childcare Provider Appreciation Day Read books outside.</p>	<p>13 Write the alphabet on paper, sing the ABC song slowly, and point to each letter as you go.</p>
<p>14 Mother's Day Spend quality time together. Cuddle up and enjoy each other.</p>	<p>15 Go on a play date. Go for a walk to the park. Pack a picnic lunch.</p>	<p>16 Practice a nightly bedtime routine: brush teeth, put on pjs, and read a book.</p>	<p>17 Make a necklace using string or dental floss and Cheerios or Fruit Loops.</p>	<p>18 Jump up and down 10 times, counting as you do.</p>	<p>19 Take silly pictures together.</p>	<p>20 Go to unitedwayqc.org/bornlearning to find a Born Learning Trail near you.</p>
<p>21 Talk about situations and how they might make people feel happy, sad, or angry.</p>	<p>22 Make puppets out of paper bags or socks and act out a fun activity.</p>	<p>23 Go on a rock hunt. Find a gray one, a shiny one, etc.</p>	<p>24 Does your child know your phone number? Teach him/her.</p>	<p>25 Practice how to hold scissors, how to open and close them, and how to hold the paper.</p>	<p>26 Go park hopping and find a new favorite playground.</p>	<p>27 When you're on the go, point out letters on signs.</p>
<p>28 Go outside and kick a ball back and forth together.</p>	<p>29 Memorial Day Open the fridge and name fruits, vegetables, and condiments.</p>	<p>30 Make up a story together. "We are going to _____. When we get there, we will see _____."</p>	<p>31 Look for something in every color of the rainbow.</p>			

CONNECT THE DOTS TO SEE AN ANIMAL WHOSE NAME STARTS WITH AN "L"



is for _____
write animal name here



WHY PRESCHOOL? Preschool provides a foundation for learning both socially and academically that will help your child succeed in elementary school.

- 1) Is an opportunity for growth.
- 2) Prepares your child for kindergarten.
- 3) Promotes social and emotional development.
- 4) Provides a structured environment.
- 5) Teaches your child how to make choices.
- 6) Allows your child to learn to take care of him/herself and others.
- 7) Promotes language and cognitive skills.
- 8) Nurtures a child's curiosity.
- 9) Boosts pre-math and pre-literacy skills.
- 10) Helps develop motor skills.



**FOR MORE INFO ABOUT
PRESCHOOL, CONTACT YOUR
Child Care Resource
& Referral office:**
Iowa Quad Cities 877.216.8481
Illinois Quad Cities 309.205.3070

JUNE 2023

bornlearning

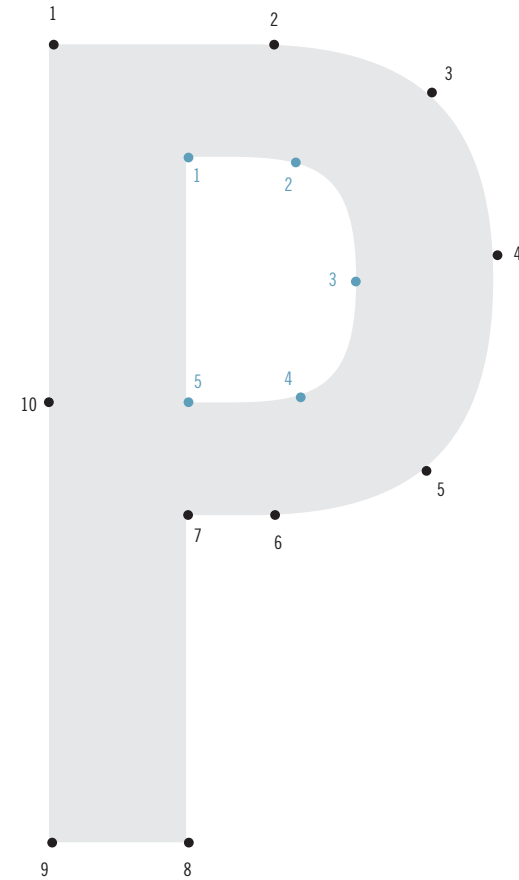


SUNDAY	MONDAY	TUESDAY	WEDNESDAY	THURSDAY	FRIDAY	SATURDAY
--------	--------	---------	-----------	----------	--------	----------



				1 Library Day! Check to see if your local library has a Summer Reading Program.	2 Talk about the weather. Is it sunny? Cloudy? Rainy?	3 Go for a walk and listen. What do you hear?
4 Use chalk to draw large shapes on cement. Jump, inside and outside of each shape.	5 Name a letter and find items beginning with that sound.	6 Mix 2 or 3 shapes of uncooked pasta and separate the pieces by shape.	7 Walk barefoot in the grass. Talk about how the grass feels.	8 Find things that are purple.	9 Imagine you have one super power. What would it be?	10 Help your child spell his/her name by using magnetic letters.
11 During a snack, make shapes by rearranging food into things like a circle or a stick figure.	12 Go outside and blow bubbles.	13 Practice writing letters and numbers.	14 Flag Day Make the bed together.	15 While you're out, look for different ways people move. Do they walk fast or slow?	16 Practice printing by tracing the letters of your child's name on a piece of paper.	17 National Eat Your Vegetables Day Look for objects shaped like a circle.
18 Father's Day Give your dad or male role model a big hug today.	19 Juneteenth Find things shaped like a square.	20 Place a pillow nearby to create a comfortable space for reading.	21 First Day of Summer Make a masterpiece with sidewalk chalk.	22 Set up an obstacle course (inside or out), run through it, or steer a bike through it.	23 Save plastic water bottles to use as bowling pins to "bowl" at home.	24 Have a picnic lunch outside.
25 Write the alphabet on paper, sing the ABC song slowly, and touch each letter.	26 Say the wrong words and let your child correct you!	27 Take a walk outside and see how many bugs you can find.	28 Do something kind today. It could be sharing or giving someone a hug.	29 Ask your child to tell a story. Listen and ask questions.	30 Peel and cut an orange. Count the number of wedges.	

CONNECT THE DOTS TO SEE AN ANIMAL WHOSE NAME STARTS WITH A "P"





is for _____
write animal name here

TALK & LISTEN

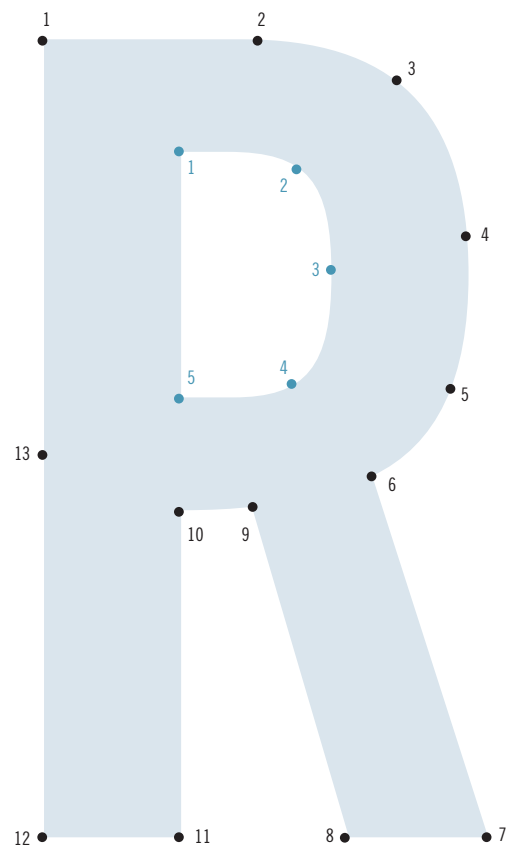
- Use words to build your child's world. Conversations can be limitless.
- Getting your child to talk is important. It doesn't matter what you talk about.

WORD OF THE DAY

- Teach your child one new word every day. Use it over and over.
- Say "outstanding" whenever something is really good.
- See who can use the word the most throughout the day.

SUNDAY	MONDAY	TUESDAY	WEDNESDAY	THURSDAY	FRIDAY	SATURDAY
						1 Make up silly words that rhyme with your child's name.
2 Go play at the playground where your child will go to school.	3 Have a food tasting party! Try something salty, sweet, and sour.	4 Independence Day Look for things that are red, white, and blue.	5 Take a walk and talk about the different colors of flowers you see.	6 Check your school district's website for kindergarten registration.	7 Sit down and talk with your child. Ask about his/her day.	8 Teach your child your address. Sing a tune to help him/her remember it.
9 Library Day! Look at the cover of a book. What do you think the book is about?	10 Get a wooden spoon or spatula and play music on pots and pans.	11 Toss bean bags or socks in a basket.	12 Encourage your child to help you solve problems. Try out the suggestions and solutions.	13 Stack blocks biggest to smallest. Now stack smallest to biggest.	14 Practice opposites like up/down, in/out, and over/under.	15 Model kind behavior: how to clean up, share, and be nice to other people.
16 National Ice Cream Day Think of words that rhyme with "bee."	17 Let your child help with meal time: set the table, get an item out of the refrigerator, etc.	18 Make a book. Cut out magazine pictures and write a fictional story together.	19 Talk about the types of pets people have.	20 Summer heat getting to you? Read a book about cold weather.	21 Take a walk around the block.	22 Teach the importance of good hygiene: brush teeth, take a bath, comb hair, etc.
23 Play catch.	24 Practice using a zipper.	25 While in the car, look out and find the letter "A" anywhere. Then move on to "B" and so on.	26 Download an educational app on your tablet.	27 Count to 50 together.	28 Talk about the feeling "mad." What does "mad" feel like?	29 Have a family game night.
30 Draw or color a picture.	31 Talk about animals.					

CONNECT THE DOTS TO SEE AN ANIMAL WHOSE NAME STARTS WITH AN "R"



is for _____

write animal name here



CONNECTING WITH YOUR CHILD

Simple steps to connect with your child:

- Take care of yourself so you can care for your child. Don't be afraid to ask for help in caring for your child.
- Provide a warm and loving environment. Feeling safe is the key to encouraging healthy growth and development.

- Talk, sing, and read with your child. You can form a deep emotional connection with your child just by talking to him/her.
- Create a predictable world for your child. Providing routines teaches your child that you are trustworthy.
- Understand and respond to your child's needs. This reduces stress and helps your child learn to soothe him/herself.

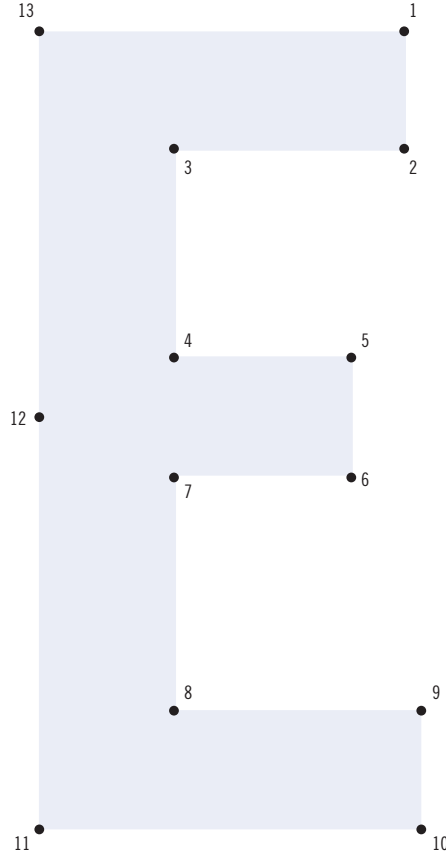
AUGUST 2023

bornlearning




SUNDAY	MONDAY	TUESDAY	WEDNESDAY	THURSDAY	FRIDAY	SATURDAY
		1 Make a healthy snack - an apple or celery with peanut butter.	2 National Coloring Book Day Look for objects shaped like a square.	3 Use safety scissors and practice cutting strips of paper.	4 Look for fruits or vegetables that are orange.	5 What was one thing that made you smile today?
	6 Play lily pad leap! Draw circles with sidewalk chalk and leap from lily pad to lily pad.	7 Find a way to show your family members that you love them today.	8 Library Day! Pick out a book, look at the pictures, and guess what the story is about.	9 Use a clear plastic bottle to play with in the tub. Push it under water. Fill it. Float it like a boat.	10 Teach your child to share. Start by sharing hugs or a snack.	11 Going out to eat? Take a few small toys along to keep your child occupied.
13 International Left-Handers Day Read your favorite childhood book.	14 Make a noisemaker. Put dried beans or rice in an empty water bottle and tape the lid shut.	15 Name things that start with the letter R.	16 Roll a ball. This builds arm strength and helps with hand-eye coordination.	17 Eat dinner as a family and talk about your day.	18 Talk about what you see. Ask your child to talk about what he or she sees, too.	19 Play Simon Says and give your child 2 action items to do.
20 Go through family photos and point out familiar family members.	21 Look at a penny, nickel, dime, and quarter and explain the difference.	22 Play a game. Practice taking turns.	23 Sort items. Forks and spoons or socks.	24 Practice good hand washing.	25 Practice being quiet for a minute. No giggling!	26 Blow bubbles.
27 Before bed, brush your teeth, read a book, and talk about your day.	28 Balance a book on your head while walking.	29 Play a pattern game: clap-clap-jump, clap-clap-jump.	30 Does your child know the date of his/her birthday?	31 Play a matching game or match things you have around the house.		

CONNECT THE DOTS TO SEE AN ANIMAL WHOSE NAME STARTS WITH AN "E"



is for _____
write animal name here



10 THINGS

YOUR CHILD NEEDS TO KNOW
BEFORE KINDERGARTEN

- 1) Patience.
- 2) Sharing.
- 3) Expressing thoughts and opinions.
- 4) Getting dressed and using bathroom without help.
- 5) Being OK in new situations.
- 6) Taking part in group activities.
- 7) Using pencil and scissors.
- 8) Problem solving.
- 9) Asking questions.
- 10) Listening to stories.

FOR MORE INFO, GO TO
unitedwayqc.org/ksi



SEPTEMBER 2023

bornlearning



SUNDAY	MONDAY	TUESDAY	WEDNESDAY	THURSDAY	FRIDAY	SATURDAY
		<p>Sign up for the text message campaign Text bornlearning to 866-798-9557 to get 3 texts a week on more things to do with your child!</p> <hr/> <p>Find a Born Learning academy near you. Visit unitedwayqc.org/bornlearning</p>		<p>1 Library Day! Read with a silly voice.</p>	<p>2 Using Play Doh, make the first letter of your child's name.</p>	
<p>3 Find food items or animals that begin with the same sound. Name the letter.</p>	<p>4 Labor Day Talk about different jobs and what they are: firefighter, police, etc.</p>	<p>5 Use a play phone to practice different ways to say hello or goodbye.</p>	<p>6 National Read a Book Day Play hide & seek.</p>	<p>7 It is the 7th. Count to 7, then count out 7 objects.</p>	<p>8 Find things around the house that begin with the same letter sound. Name the letter.</p>	<p>9 Empty your pockets and, as you do, talk about each item.</p>
<p>10 Grandparent's Day Call or write a letter to a grandparent or special person in your life today.</p>	<p>11 Patriot Day Read a simple poem.</p>	<p>12 Find Born Learning Academies starting this fall at: unitedwayqc.org/bornlearning.</p>	<p>13 Visit the PBS website at pbskids.org for free, fun activities and games.</p>	<p>14 Go on a color hunt. Which colors can you find around the house?</p>	<p>15 Rosh Hashanah Begins Roll a large bouncy ball back and forth.</p>	<p>16 Look for things that are yellow.</p>
<p>17 Rosh Hashanah Ends Talk about the weather. Is it sunny? Cloudy?</p>	<p>18 Stuck in a line? Come up with 3 fun ways to pass the time. For example, play I-Spy.</p>	<p>19 Draw a rainbow.</p>	<p>20 Practice walking in a single file line. Hands to yourself!</p>	<p>21 Act like a bird. Wave your arms like you're flying, and make chirping sounds.</p>	<p>22 Go to a new place your child has never been.</p>	<p>23 First Day of Fall Draw a tree.</p>
<p>24 Yom Kippur Turn off the TV today. Play a game, build a fort, or exercise!</p>	<p>25 What do you hear? Do you hear a bird chirping?</p>	<p>26 Divide a snack evenly to share.</p>	<p>27 Do a scavenger hunt for shapes around the house.</p>	<p>28 Run, jump, climb, dance, and move to music!</p>	<p>29 Read an extra bedtime story tonight.</p>	<p>30 Play with stickers.</p>

CONNECT THE DOTS TO SEE AN ANIMAL WHOSE NAME STARTS WITH A "T"




is for _____
write animal name here


TIPS FOR TEACHING MANNERS

- **Set an example** - Model good manners.
- **Don't overreact** - It may take time for your child to learn what's okay.
- **Read your child books** - Some stories offer good lessons.
- **Give praise** - "I am so happy you shared with your brother."
- **Be patient and consistent** - Keep reinforcing positive manners.
- **Be your child's coach** - Teach your child what you expect in terms of manners.
- **Use your child's favorite characters to help make the point** - Ask, "What would Peppa Pig say if she wanted me to get her a glass of water?"

SUNDAY	MONDAY	TUESDAY	WEDNESDAY	THURSDAY	FRIDAY	SATURDAY
<p>1 Cut pictures of expressive faces from magazines and make a feelings collage.</p>	<p>2 Tap your foot to the beat of a song on the radio.</p>	<p>3 Teach your child your address and city where you live. Make it into a song.</p>	<p>4 Put silverware away by sorting forks, spoons, and butter knives.</p>	<p>5 World Teacher's Day Take silly selfies together.</p>	<p>6 World Smile Day Talk about your family's escape plan in case of a fire.</p>	<p>7 Ask questions about the 5 senses. "What body parts do we use to smell? Taste? Hear?"</p>
<p>8 Bake cookies together.</p>	<p>9 Columbus Day Practice fire safety: stop, drop, & roll.</p>	<p>10 Talk about firemen and how they help people.</p>	<p>11 Use a flashlight to make shadow puppets. Which letters can be made with your fingers?</p>	<p>12 Practice naming body parts. Where's your nose? Your eyes?</p>	<p>13 "Catch" your child doing something right. Compliment them.</p>	<p>14 Library Day! Hold your child as you read to develop a good attitude toward reading.</p>
<p>15 Make the bed together.</p>	<p>16 Time how long you can balance on one foot.</p>	<p>17 Line up 3-4 similar objects, smallest to largest.</p>	<p>18 Find objects that are shaped like a square.</p>	<p>19 Go on a tree hunt. How many trees are in your yard? What colors are the leaves?</p>	<p>20 Use words that show order: first, second, next, last, yesterday, and tomorrow.</p>	<p>21 Practice buttons, snaps, and zippers.</p>
<p>22 Pick a simple recipe. Follow the directions and make a dinner together.</p>	<p>23 Carve a pumpkin. Roast the seeds!</p>	<p>24 Look for the color orange.</p>	<p>25 Name each object as you get dressed. "Let's put on pants..."</p>	<p>26 Talk about rhyming words. Think of words that rhyme with "bat."</p>	<p>27 Do jumping jacks together.</p>	<p>28 Play airplane or train with your kitchen chairs.</p>
<p>29 Find something orange to wear.</p>	<p>30 Go on a walk and collect different kinds of leaves.</p>	<p>31 Halloween Dress up in your favorite costume.</p>				




CONNECT THE DOTS TO SEE AN ANIMAL WHOSE NAME STARTS WITH A "W"



is for _____

write animal name here



ARE WE THERE YET?

Learning on the go enhances your child's natural curiosity.

FOR YOUR BABY:

- Sing songs that you know or love.
- Talk about what you see or hear (street signs or car horns).

FOR YOUR TODDLER:

- When you spot a truck, see who can yell out "truck" first.
- Listen to what he/she says. Repeat the words, adding new words or rhyming with words.

FOR YOUR PRESCHOOLER:

- Talk about your child's day. Ask specific questions.
- Talk with your child about where you are going and why you are going there.


NOVEMBER 2023

bornlearning



SUNDAY	MONDAY	TUESDAY	WEDNESDAY	THURSDAY	FRIDAY	SATURDAY
			1 Talk about your hair. Is it long or short? Dark or light? Straight or curly?	2 Take your child with you to run errands. Let him/her help toss things into the cart.	3 Rake leaves, jump in them, and throw them in the air. What sounds do they make?	4 Talk about the time change.
5 Daylight Savings Ends Move like animals: run like a cat, slither like a snake. Add in animal sounds.	6 Cast your own vote at home. Do you like dogs or cats?	7 Election Day Practice putting toys away where they belong.	8 National STEM Day Use plastic cups to build a tower. Knock them down!	9 Look in the mirror. Find your nose, mouth, and eyes.	10 Make a simple puzzle by cutting up an old photograph or page from a calendar.	11 Veterans Day Thank a veteran for his/her service.
12 Trace your hand or foot.	13 World Kindness Day Practice rhyming: "There's a mouse in the house."	14 Help with chores like dusting or sweeping the floor.	15 Find food items or animals that begin with the same sound. Name the letter.	16 Library Day! Find a book that makes you laugh out loud.	17 Look for things that are blue.	18 Count to 10 on your fingers. How old are you? Hold up that many fingers.
19 Look outside and talk about what you see.	20 Universal Children's Day Play I-Spy with numbers.	21 Pretend you are a turkey and say "gobble gobble."	22 Talk about what you are thankful for today.	23 Thanksgiving Play "Hot and Cold." This teaches important vocabulary and how to follow cues to a solution.	24 Exercise together!	25 Pick a letter sound. Go on a scavenger hunt to find as many things as you can with this sound.
26 Turn playtime into music time. Play a favorite song and dance.	27 Read, sing, or say nursery rhymes from your childhood. Help your child learn them.	28 Watch a movie together. Make microwave popcorn to go with it.	29 Find things that are yellow.	30 What is the weather like today? Is it warm or cold? Cloudy or sunny?		

CONNECT THE DOTS TO SEE AN ANIMAL WHOSE NAME STARTS WITH A “Z”



is for _____
write animal name here



LEARNING AT MEALTIME Mealtime discussions can help with your child’s development.

WITH YOUR BABY

- Give your baby ordinary kitchen objects, like plastic cups or wooden spoons to play with while fixing a meal.
- Name foods you are eating.

WITH YOUR TODDLER

- Let your child help make the meal - tear lettuce for a salad or stir the spaghetti sauce.
- Ask your child to name the foods you are preparing.

WITH YOUR PRESCHOOLER

- Create family traditions at meal times, such as a song that you always sing, or a game like I-Spy you always play.
- Have your child help set the table.

SUNDAY

MONDAY

TUESDAY

WEDNESDAY

THURSDAY

FRIDAY

SATURDAY



3

Share a favorite childhood holiday memory.

4

Look for objects that are green today.

5

Stack blocks or Legos. Count them. What colors are they?

6

Draw a picture of your family.

7

Hanukkah Begins
Describe flavors while eating: the apple is sweet, the pickle is sour.

8

Talk about inside and outside voices and when to use them.

9

Count the stairs as you go up or down them.

10

Have your child follow a simple instruction. If he/she can do it, add a second step.

11

Practice jumping, hopping, and rolling a ball.

12

Make a snowman out of cotton balls or marshmallows.

13

Stack 6 dimes. Count them as you do.

14

Follow directions. "Take off your coat and put it in the closet."

15

Hanukkah Ends
Find things shaped like a circle.

16

Build a bridge or tower with blocks.

17

Practice using scissors by cutting a narrow strip of paper.

18

Talk about a good memory you've had together this year.

19

Point at an object and let your child guess the starting letter.

20

Create a pattern and have your child repeat it. "Fork, spoon, fork..."

21

First Day of Winter
Sing a favorite holiday song together.

22

Read a holiday story at bedtime.

23

Bundle up, play outside.

24

Draw a winter picture.

25

Christmas
Look for things that are red.

26

Kwanzaa Begins
Pretend to be a snowman and "melt."

27

What do you smell with your nose? Do you smell dinner being made?

28

Draw a picture of a snowman. How many buttons does it have? What color is it?

29


Read a favorite winter book.

30

Sing "Itsy Bitsy Spider."

31

New Year's Eve
Dance party tonight!



852 Middle Road, Suite #401, Bettendorf, Iowa 52722 • 563.355.4310 • unitedwayqc.org