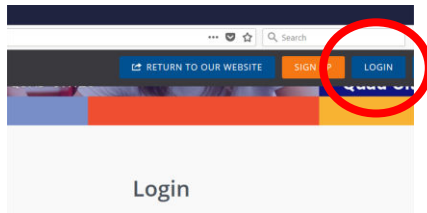


United Way Day of Caring

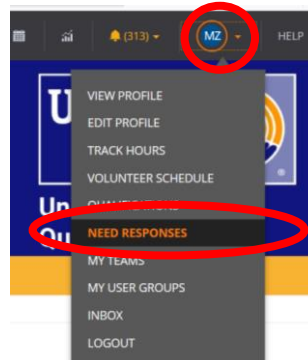
View Need Responses and Manage Your Volunteer Team

View Need Responses - View your project description, weather plan, parking, contact phone and more using the steps below.

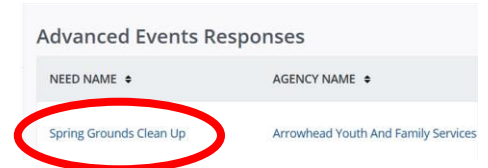
1. Login at <https://unitedwayqc.galaxydigital.com/>.



2. Go to the circle with your initials use drop down menu to see "Need Responses".



3. Scroll to bottom and under "Advanced Event Responses" click "Need Name".



Project title

Spring Grounds Clean Up

May 17, 2018

Description

Cleanup Arrowhead grounds post renovation and construction, tree trimming, planting, mulching and other miscellaneous outdoor items. Please wear long sleeves, pants, gloves and safety glasses while assisting. No chainsaws are allowed.

9am-3pm

Volunteer Spots Remaining

54

Additional Information

Register by May 3, 2018

Q: Minimum age to participate.
A: You must be age 21 or older to participate.

Q: Details of tools required.
A: Gardening tools

Q: Plan for bad weather.
A: Clean out storage buildings

Q: Details of provided meals.
A: Lunch

Q: Details of Provided Drinks
A: Water

Q: Please describe the volunteer check in process. (Example - volunteers will check in at the front office and will need a valid driver's license.)
A: All volunteers are required to sign in and sign a waiver. Volunteers will meet in the Arrowhead dining room for a quick review of rules and guidelines.

Q: Please list any skills volunteers will need to help with your project.
A: Gardening skills

Interests

Agency

A

Arrowhead Youth And Family Services

BECOME A FAN

Contact

Amy Stuart
309-799-7044
astuart@arrowheadyouth.org

Project Coordinator

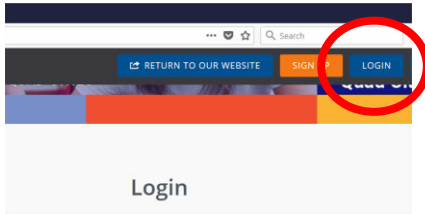
Location

12200 104th Street
Coal Valley, IL 61240

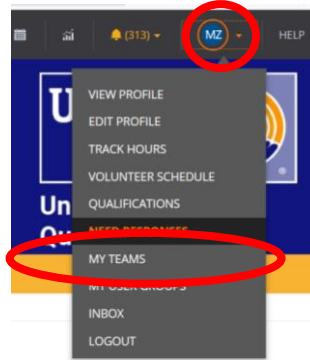
Project Location

Manage Your Team - View your volunteer team and manage their information.

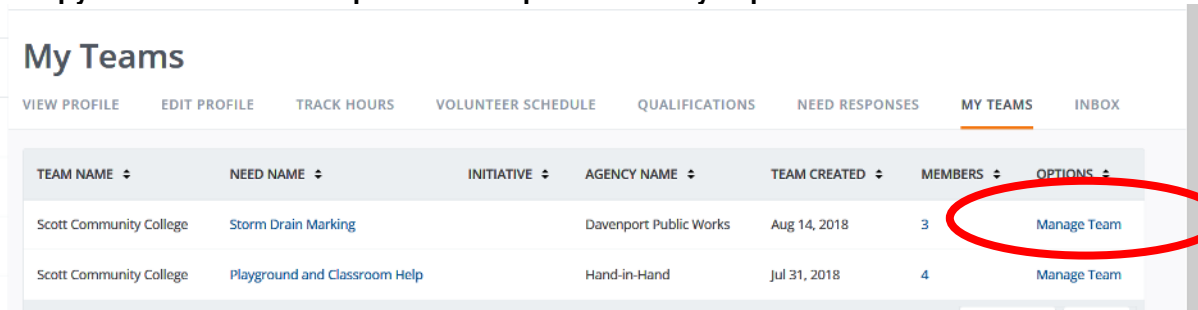
1. Login at <https://unitedwayqc.galaxydigital.com/>.



2. Go to the circle with your initials use drop down menu to select "My Teams".



3. Click "Manage Team". On the next page you will see a list of the volunteers you registered. (You can also select the "Need Name" to view project information.) From here, you can copy the information and paste into a spreadsheet if you prefer.



My Teams

VIEW PROFILE EDIT PROFILE TRACK HOURS VOLUNTEER SCHEDULE QUALIFICATIONS NEED RESPONSES **MY TEAMS** INBOX

TEAM NAME	NEED NAME	INITIATIVE	AGENCY NAME	TEAM CREATED	MEMBERS	OPTIONS
Scott Community College	Storm Drain Marking		Davenport Public Works	Aug 14, 2018	3	Manage Team
Scott Community College	Playground and Classroom Help		Hand-in-Hand	Jul 31, 2018	4	Manage Team

